

Shipping

- ◆ Check that you have placed the following items in the kit box:
 - Biohazard bag from Day One, containing 1 filled specimen tube.
 - Biohazard bag from Day Two, containing 1 filled specimen tube.
 - Biohazard bag from Day Three, containing 2 filled specimen tubes.
 - Requisition form, completed and signed.
- ◆ Close kit box, but do not staple or tape.
- ◆ Unfold the prepaid mailing envelope, print your name and address in the section marked "From". DO NOT mark or write in any other sections.
- ◆ Put the kit box into the envelope. Seal envelope. Specimens *must* be returned in the kit box in order to be delivered to the lab for analysis.
- ◆ **Schedule a Pickup**
 1. Call 1-800-GoFedEx (1-800-463-3339)
 2. Say "Return a package."
 3. When connected with a FedEx customer service representative, please tell them
 - "We are using FedEx Express Billable Stamps."
 - Your name, phone number, address, zip code
 4. FedEx will ask for the number of packages and then provide you with your pickup time.
- ◆ Keep your shipment and tracking numbers for future reference and tracking purposes.
- ◆ NOT following these instructions may result in a shipping charge.

Comprehensive Parasitology (Random)

P A T I E N T I N S T R U C T I O N S

Check Your Kit

- 1 Requisition Form (to be completed and signed)
- 1 Prepaid mailing envelope

Day One Bag <u>Random Stool Collection</u>	Day Two Bag <u>Random Stool Collection</u>	Day Three Bag <u>Random Stool Collection</u>
1 Green-top SAF tube*	1 Green-top SAF tube*	1 Green-top SAF tube*
1 Collection tray	1 Collection tray	1 Yellow-top Cary Blair tube*
1 Latex glove	1 Latex glove	1 Collection tray
1 Absorbent pad	1 Absorbent pad	1 Latex glove
		1 Absorbent Pad

- ◆ If you are missing any of these items, or if any of the tubes are expired, call Client Services at 800-522-4762 ext 727.
- ◆ Keep the kit box for the specimens' return shipment to the lab.

Before You Begin

3 days before the test

- ◆ If taking antibiotics or antifungals, it is recommended that you wait at least 3 days after your last dose before beginning the test (unless instructed otherwise by your physician).
- ◆ It is recommended that you discontinue use of all the following substances: barium enemas, bentonite clay, castor oil, mineral oil, betaine HCl or digestive enzymes, rectal suppositories and beneficial flora supplements (acidophilus, etc.) (unless requested to continue by your physician).
- ◆ Eat your usual diet.

2 days before the test

- ◆ It is recommended that you discontinue use of aspirin or ibuprofen (Advil[®], Motrin[®], Nuprin[®]) (unless requested to continue by your physician).

Required

- ◆ Complete all Patient and billing information on the Requisition form. Be sure it is signed by the Patient/Responsible Party and the healthcare provider. Enter date in box labeled "Date Final Sample Collected" before returning the specimens.

***CAUTIONS:** •Do not discard tube fluid. •Avoid contact of the eyes or skin with the fluid in the tube. For contact with eyes, wash thoroughly for 15 minutes. For skin contact, wash thoroughly with soap and water. •Do not inhale or ingest liquid. For accidental ingestion, contact your healthcare provider at once.

Collection

Not following these instructions may affect your test results.

Prepare your specimen using these collection tubes on these days:

- Day One:** 1 Green-top SAF tube
Day Two: 1 Green-top SAF tube
Day Three: 1 Green-top SAF tube
1 Yellow-top Cary Blair tube

If unable to collect on consecutive days, resume the test on the next day you have a bowel movement.

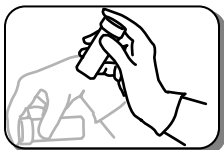
Day One (Random Collection)



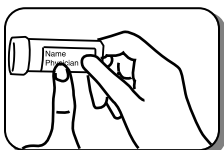
- 1** Pass urine into the toilet if necessary. Pass stool into the collection tray. Do not let urine or water from toilet touch the stool specimen.



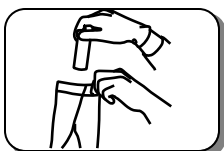
- 2** Open the collection tube.* Using the spoon in the cap of the tube, pick up several portions of stool from contrasting areas in the tray. Be sure to collect any blood or pus and samples from areas of different color or texture. Add sufficient stool sample for stool and tube liquid to reach the red "fill" line, as shown on the label. **Do not overfill.**



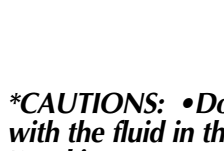
- 3** Mix and mash the specimen with the spoon until the sample is thoroughly mixed and is as smooth as possible.



- 4** Recap the tube and check to ensure it is securely capped. Then, shake well until mixed thoroughly.



- 5** Write your name and the date the specimen was collected on the tube label. Do not fill in the ID# on the tube; it will be assigned at the lab.



- 6** Be certain caps are tight for shipping. Place your filled tube in the Biohazard bag corresponding to the day's collection. Seal the bag securely. Do *not* refrigerate or freeze the sample.

***CAUTIONS:** •Do not discard tube fluid. •Avoid contact of the eyes or skin with the fluid in the tube. For contact with eyes, wash thoroughly for 15 minutes. For skin contact, wash thoroughly with soap and water. •Do not inhale or ingest liquid. For accidental ingestion, contact your healthcare provider at once.

Comprehensive Parasitology, Random

Day Two (Random Stool Collection)

- 1–6** Repeat steps 1 through 6 from the Day One instructions.

Day Three (Random Stool Collection)

- 1–6** Repeat the same collection process as Days One and Two, using one stool specimen to fill both tubes in the Day Three Bag.

See back page for shipping instructions.

FYI

◆ Send in your samples as soon as you complete the test. If you take the test over the weekend, have it picked up on Monday. **DO NOT REFRIGERATE.**

◆ **Interfering substances:** antibiotics, antifungals, barium enemas, bentonite clay, castor oil, mineral oil, betaine HCl or digestive enzymes, rectal suppositories and beneficial flora supplements (*acidophilus*, etc.). There may be times when your healthcare provider prefers that you stay on one of these agents (e.g. digestive support), in order to evaluate its effectiveness.

◆ **Turn-Around-Time** – Results will be available in 14 calendar days or less from the date samples are received; please add 2 to 4 days for report delivery.

Consult your healthcare provider if you have any questions at any time during this test.